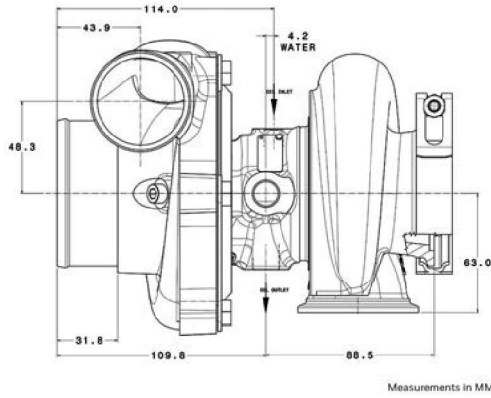


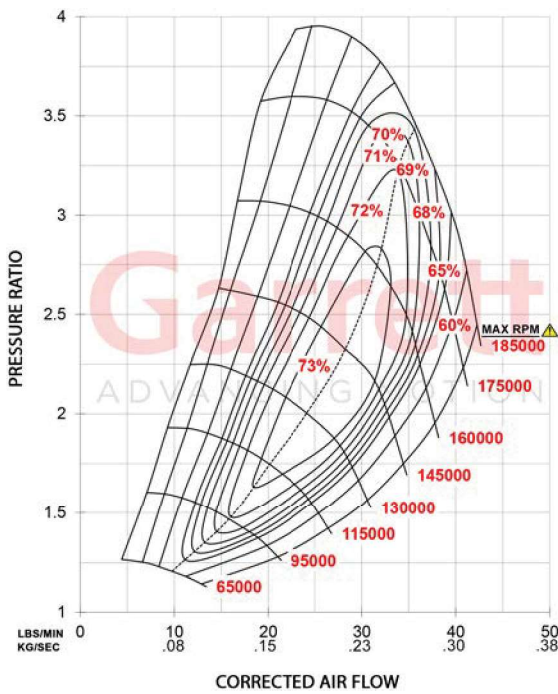
Garrett GTX2860R GEN II



Horsepower: 200 - 475
Displacement: 1.4L - 2.5L



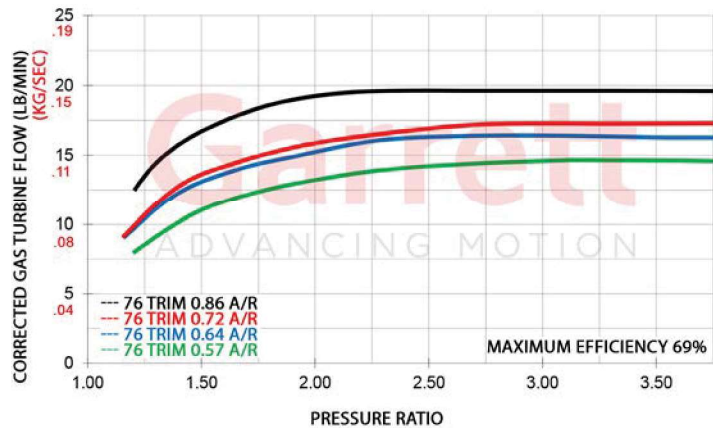
COMPRESSOR MAP



FEATURES:

- ◆ GEN 2 AERODYNAMICS FEATURE INCREASED HORSEPOWER RANGE
- ◆ IMPROVED PORTED SHROUD DESIGN FOR SURGE RESISTANCE
- ◆ FULLY-MACHINED SPEED SENSOR PORT. DETAILS ON PG. 80
- ◆ WASTEGATE ACTUATORS & BRACKET KIT AVAILABLE ON PG. 81

EXHAUST FLOW CHART



GTX2860R Gen II		Compressor				Turbine		
		Inducer	Exducer	Trim	A/R	Inducer	Exducer	Trim
HP: 200-475	Disp: 1.4L-2.5L	46mm	60mm	58	0.60	54mm	47mm	76
Supercore	Assembly Kit	Turbine Kit		A/R	Inlet	Outlet	Wastegate	Divided
849894-5001S	856800-5001S	827690-0001	0.57	V-Band	V-Band	Free Float	N	
	856800-5002S	827690-0002	0.72	V-Band	V-Band	Free Float	N	
Assembly Kit PN Includes	856800-5003S	827690-0003	0.64	T25	5 bolt	Wastegated	N	
Supercore and Turbine Kit	856800-5004S	827690-0004	0.86	T25	5 bolt	Wastegated	N	